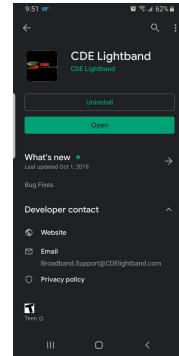


Let's get started.

Install on your Android Device.

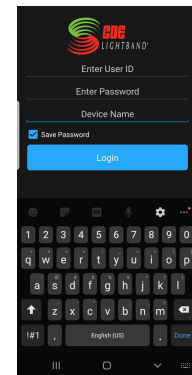
1

Go to the App store on your device. Search "CDE" in the search bar.



2

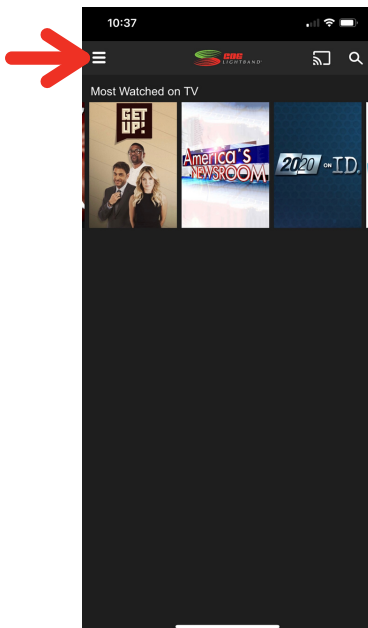
Install app on your device, open the app and follow the prompts to add in your Password and User ID. These are provided in the email you received from your CDE Representative.



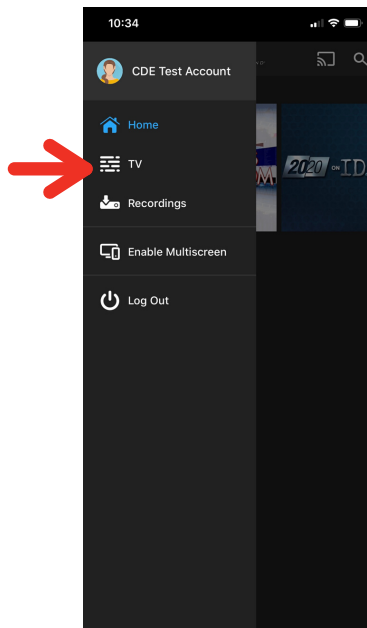
3

Find and select the CDE Lightband to launch the app once it's downloaded. Enjoy!

Homepage



Navigation Bar



Channel Lineup

